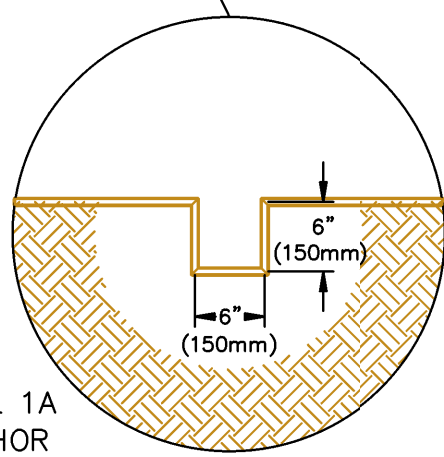
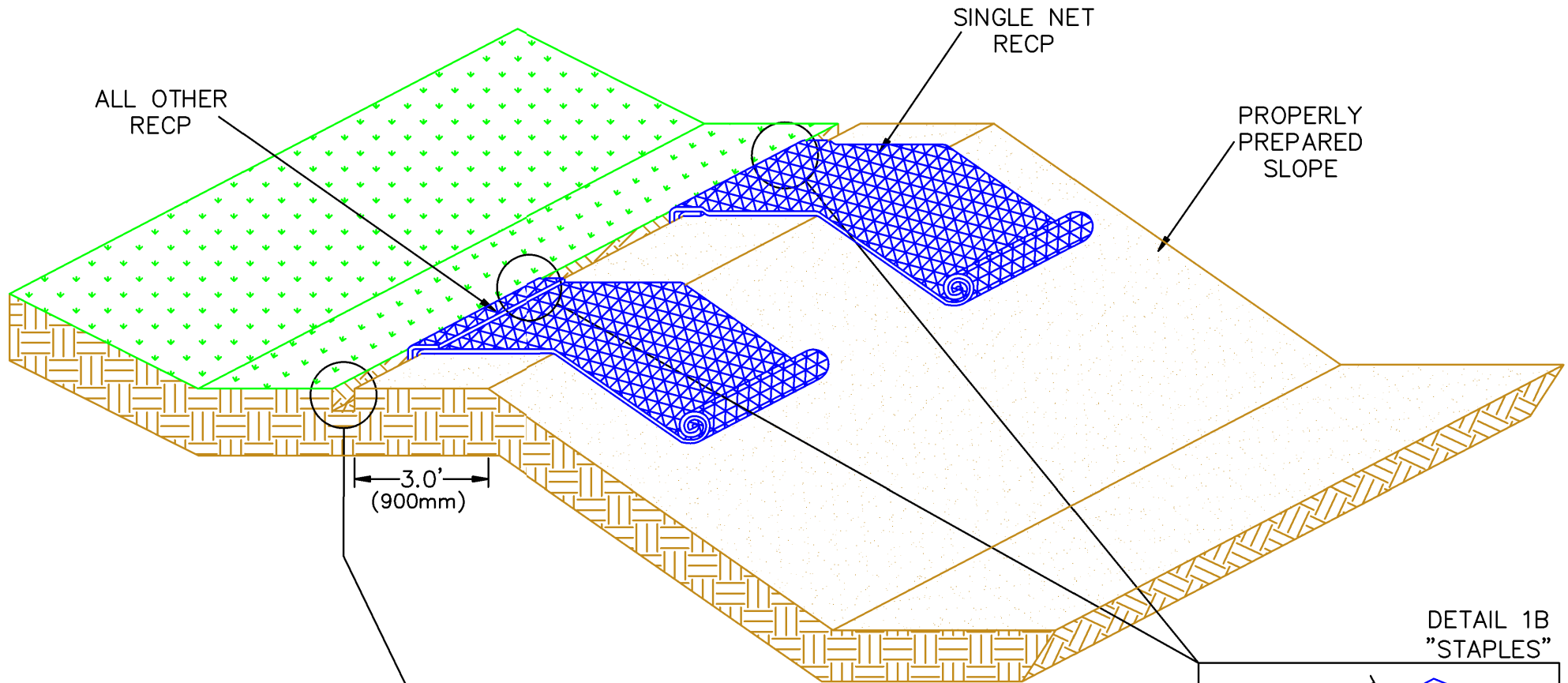
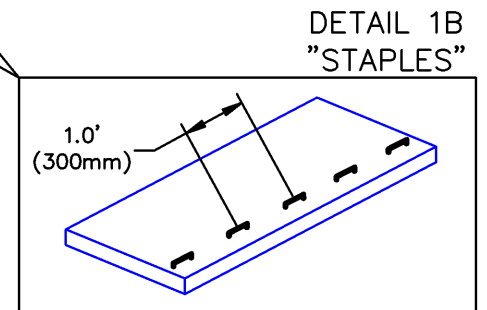


***NOTE:**
 Install the RECPs 3ft. (900mm) beyond the shoulders of the slope onto flat final grade.
 Secure roll end with a single row of staples on 1 ft. (300mm) centers.

For further information please refer to ECTC Installation Guidelines



DETAIL 1A
 "ANCHOR TRENCH"



DETAIL 1B
 "STAPLES"

BEST DESCRIPTION SLOPE DRAWING #1	Erosion Control Technology Council – Denver, CO.	
PROJECT No.	RECP SLOPE INSTALLATION	
PROJECT MANAGER:	SCALE:	NONE
CHECKED BY:	DRAWING REVISION DATE:	07/21/2020
APPROVED BY:	VERSION NUMBER:	



***NOTE:**
Install the RECPs 3ft. (900mm) beyond the shoulders of the slope onto flat final grade.
Secure roll end with a single row of staples on 1 ft. (300mm) centers.

For further information please refer to ECTC Installation Guidelines

